

Region 14 Education Service Center

Head Start



2010-2011

Annual Report to the Public

Region 14 ESC
1850 Highway 351
Abilene, Texas

Introduction

This report has been prepared in order to comply with the Head Start Reauthorization Act of 2007. The Act states that:

“Each Head Start agency shall make available to the public a report published at least once in each fiscal year that discloses the following information from the recently concluded fiscal year, except that reporting such information shall not reveal personally identifiable information about an individual child or parent:

- (A) The total amount of public and private funds received and the amount from each source.
- (B) An explanation of budgetary expenditures and proposed budget for the fiscal year.
- (C) The total number of children and families served, the average monthly enrollment (as a percentage of funded enrollment), and the percentage of eligible children served.
- (D) The results of the most recent review by the Secretary and the financial audit.
- (E) The percentage of enrolled children that received medical and dental exams.
- (F) Information about parent involvement activities.
- (G) The agency’s efforts to prepare children for kindergarten.
- (H) Any other information required by the Secretary”

Head Start Core Values

1. Establish a ***supportive learning environment*** for children, parents, and staff.
2. Recognize that the members of the Head Start community; represent ***many cultures*** Head Start families and staff.
3. Understand that the ***empowerment of families*** occurs when program governance is a responsibility shared by families, governing bodies, and staff.
4. Embrace a ***comprehensive vision*** of health for children, families, and staff which assures that basic health needs are met.
- 5.** Respect the importance of all aspects of an ***individual's development***.
6. Build a community in which each child and adult is ***treated as an individual***.
7. Foster relationships with the ***larger community***.
8. Develop a ***continuum of care***.



Mission Statement

The Mission of **Region 14 Educational Service Center** is to support the educational community through quality services that assure excellence, equity, and efficiency.

The mission statement of **Region 14 Educational Service Center Head Start** is to support schools and collaborate with schools and communities to promote and support high quality Head Start Programs.



Philosophy

Region 14 Head Start recognizes that children are not meant to: be quiet learners, stay clean at all times, spend lengthy periods of time standing in lines, or stay seated with their hands in their laps. Children learn and develop language and communication abilities through active play during interactions with peers and their environments. Children develop at their own rates, and Region 14 Head Start programs provide children with learning center environments that promote cognitive and motor development, based on children's interests and ability levels. We recognize that children need multi-sensor opportunities to explore their environments and want children to develop to their potentials.



Head Start Vision

- ❖ Assistance to families in accessing all necessary resources for providing safe, healthy, positive parenting experiences for their children in the homes.
- ❖ Establishment of successful home-based and center-based (school district) Early Head Start and Head Start programs, strengthening social-emotional, cognitive, physical, language and communication development in birth to five-year olds.
- ❖ Commitment to partnering with school districts in providing quality services to our children and families, completely satisfying Head Start Performance Standards.
- ❖ Demonstration of continuous improvement in program quality, efficiency, and excellence throughout the Region 14 service area.



ESC HISTORY

In 1967, the Texas Legislature directed that the State Board of Education provide, by rules and regulations, for the establishment and operation of regional education service centers. Twenty regional service centers provide services to school districts. The centers are service organizations, not regulatory arms of the Texas Education Agency, and participation by schools in services of the centers is voluntary.

Each education service center is governed by a seven member board who are elected by members of local school districts. In addition, education service centers are directly accountable to the Texas Commissioner of Education.

Statutory Purposes Regional Education Service Centers shall:

1. assist school districts in improving student performance in each region of the system;
2. enable school districts to operate more efficiently and economically; and
3. implement initiatives assigned by the legislature or the commissioner.



Head Start HISTORY

1999:

ESC 14 Head Start funded to serve 128 Head Start children and families in **four counties** (7 center-based sites in 7 school districts and 1 home-based program).

2002-2003:

ESC 14 Head Start funded to serve 144 Head Start children and families in **five counties** (8 center-based sites in 8 school districts and 1 home-based program) with the addition of Taylor County outside of Abilene.

2004-2006:

ESC 14 Head Start funded to serve 341 Head Start children and families through acquiring **three more counties** (i.e. Fisher, Mitchell and Nolan counties) serving 197 Head Start children and families and 40 Early Head Start children and families (Birth to 3). Head Start children and families are now served in 18 Head Start classrooms in 11 school districts and 1 home-based program, and Early Head Start children and families are now served in 5 Early Head Start classrooms in 1 school district.

2009:

ESC14 Early Head Start funded to serve 16 additional children and families (Birth to 3). Early Head Start children and families are now served in 7 Early Head Start classrooms in 1 school district. Head Start children and families are now served in 18 Head Start classrooms in 11 school districts and 1 home-based program.
Total Early Head Start children funded= 56
Total Head Start children funded= 301

COUNTIES SERVED

Fisher County

Rotan

Jones County

Anson
Hamlin
Stamford
Stamford (Home-based)

Taylor County

Merkel-Tye

Haskell County

Haskell
Haskell(Home-based)
Rochester (Home-based)
Rule (Home-based)

Mitchell County

Colorado City

Stephens County

Breckenridge

Nolan County

Sweetwater(Early Head Start)
Sweetwater(Head Start)

Shackelford County

Albany
Moran



Location

Region 14 Education Service Center (ESC), located in Abilene, Texas, provides technical assistance and consulting services to Central Texas area school districts to help improve student performance and increase the efficiency and effectiveness of local school operations. Region 14 ESC assists in implementing initiatives assigned by the legislature or the Texas Commissioner of Education.

Region 14 ESC Head Start is in eight counties and serves 11 school districts.

Region 14 Schools



- ★ On Site Head Start/Early Head Start
- ★ Home Based Sites

Funding

Education Service Centers (ESCs) do not possess tax levying or bonding authority and rely on grants and contracts for funding. Revenues are received from three primary sources. State funds provide 20%; federal funds provide 66%; and local funds 14%.

Region 14 Education Service Center Head Start does not possess tax levying or bonding authority and relies on federal grant funding.

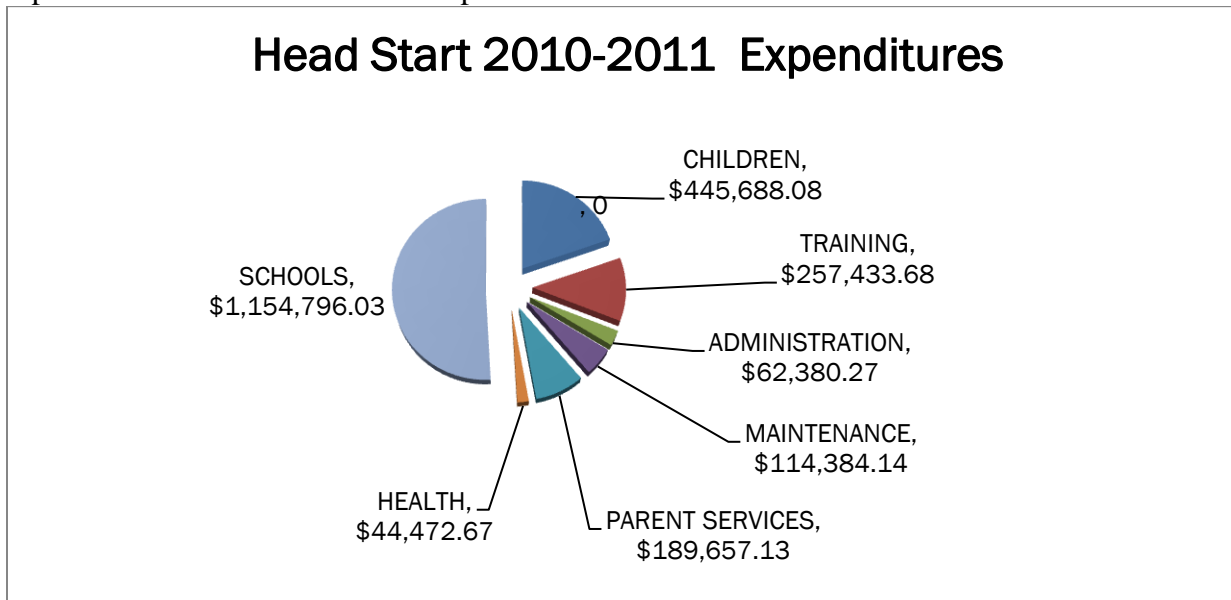
Region 14 Education Service Center's fiscal year is from September 1 thru August 31. The required annual financial audit was performed and completed by Davis Kinard & Co, PC on

December 5, 2011 and presented to the Region 14 ESC Board for approval on December 15, 2011.

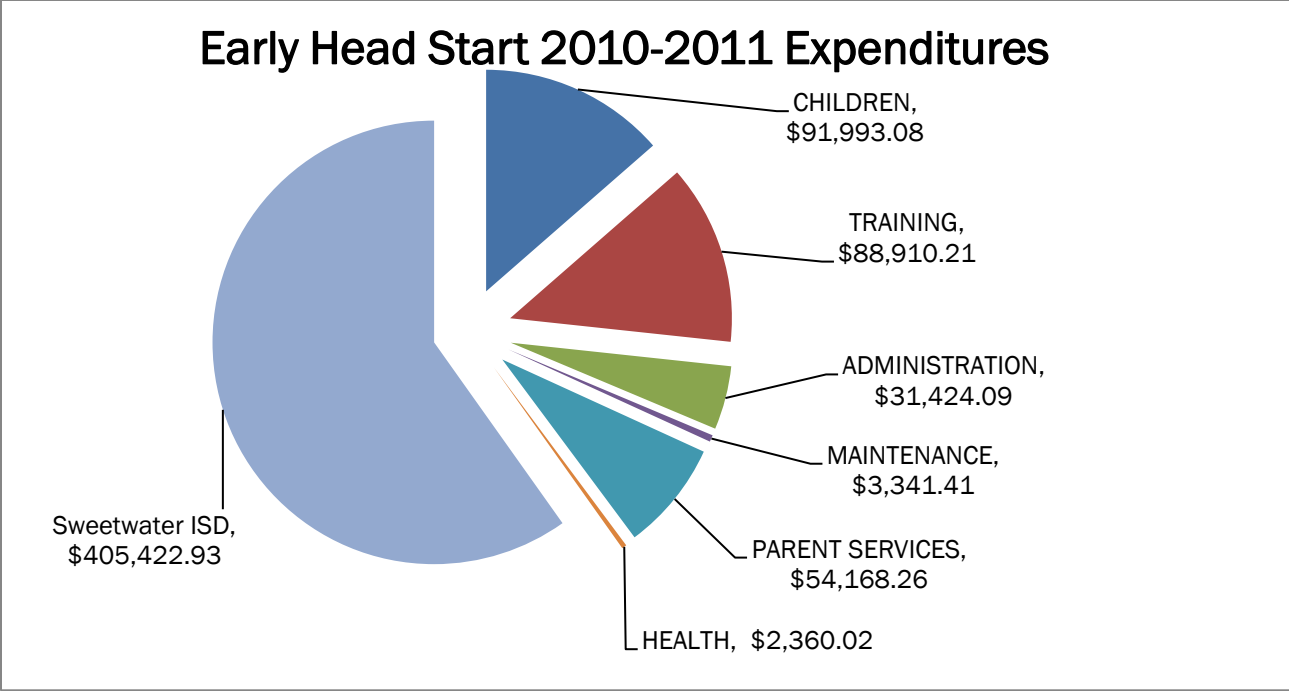
Head Start/Early Head Start Is...

A federal funded program serving economically disadvantaged three through five-year-old children and families. Early Head Start serves children from birth through three. Head Start/Early Head Start is a comprehensive child development program designed to enhance children's educational experiences, social-emotional development, physical development, language and communication abilities, and overall successful life experience.

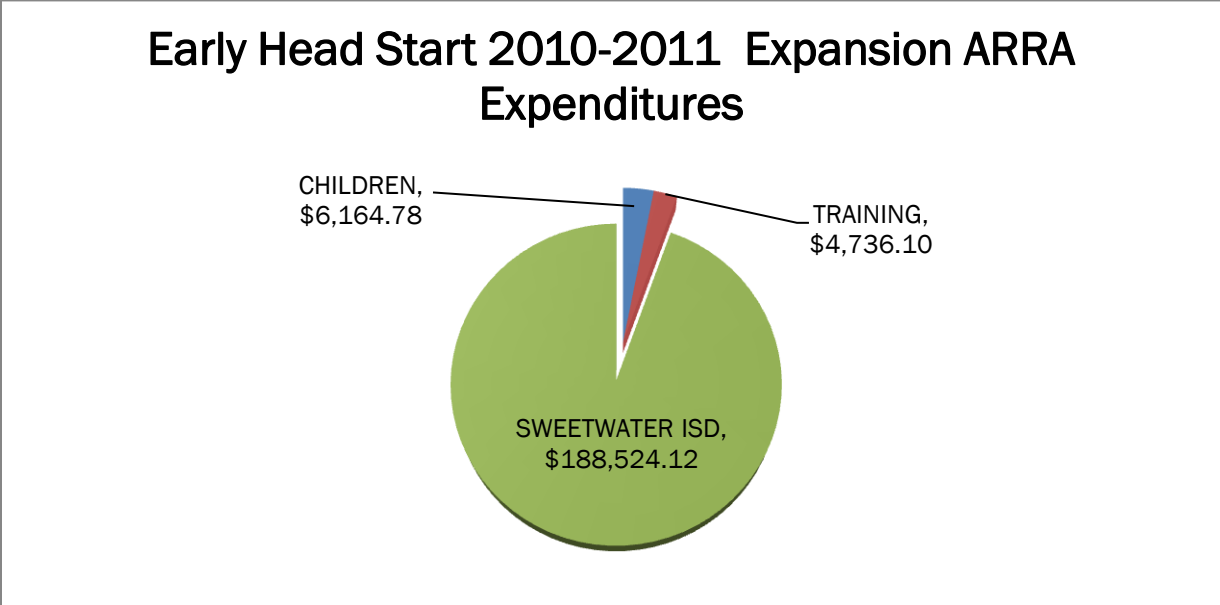
\$2,268,812 was received for the 2010-2011 Head Start Program and the following diagram represents how those dollars were spent.



\$677,620 was received for the 2010-2011 Early Head Start Program and the following diagram represents how those dollars were spent.



\$199,425 was received for the 2010-2011 Early Head Start Expansion Program and the following diagram represents how those dollars were spent.



Non-Federal Share ~ Head Start In-Kind

For every 80 cents of Head Start/Early Head Start funds received 20 cents must be matched. The federal government also limits administrative cost to be no more than 15% of the total funds received. The following chart demonstrates the amount of

matching funds required and the amount we actually received along with the maximum amount of administrative cost allowed versus actual.

	A	B	C	P	Q	R
	2010-2011 IN-KIND AND ADMINISTRATIVE COST REPORT					
	TOTAL EHS/HS FUNDING			\$3,145,857		
	IN-KIND REQUIRED			\$786,464.25		
	ADMINISTRATIVE COST ALLOWED			\$589,848.19		
	Categories		TOTAL	Admin %		Admin Cost Calculated
	Teacher		\$319,222.36			
	Bus driver					
	Superintendent		\$60,166.10	1		\$60,166.10
	Business Manager		\$67,678.60	1		\$67,678.60
	Superintendent Secretary		\$10,134.54	1		\$10,134.54
	Technology Director		\$21,429.94			
	Maintenance Director		\$18,148.58			
	Grounds Staff		\$19,002.26			
	Nurse		\$6,186.39			
	Custodians		\$18,582.90			
	Counselor		\$21,275.27			
	Campus					
	Principal		\$67,536.56	1		\$67,536.56
	Asst Principal		\$0.00	1		\$0.00
	Peims Coord		\$725.00			
	Secretary		\$14,216.58	1		\$14,216.58
	Custodians		\$1,175.00			
	Substitutes		\$106,228.68			
	Space Costs		\$185,729.00	0.05		\$9,286.45
	Administrative Costs		\$0.00			
	Legal Services		\$4,968.15	1		\$4,968.15
	Audit Services		\$2,833.11	1		\$2,833.11
	Tax Collection		\$15,204.89	1		\$15,204.89
	Contracted Services		\$5,132.93	1		\$5,132.93
	Supplies		\$31,665.21	1		\$31,665.21
	Travel		\$0.00	1		\$0.00
	Insurance		\$7,221.91	0.05		\$361.10
	Misc.		\$24,570.00	0.05		\$1,228.50
	Technology		\$5,369.79	0.05		\$268.49
	Utilities		\$13,742.82	0.05		\$687.14
	Campus		\$0.00			
	Contracted Services		\$6,407.20			
	Supplies		\$37,656.50			
	Travel		\$0.00			
	Misc.		\$374.27			
	Utilities		\$17,124.16	0.05		\$856.21
	Volunteer Services		\$39,481.43			
	TOTAL PER SCHOOL		\$1,161,304.75			\$292,224.55
	ESC PORTION					
	Policy Council/Board Mtgs					
	Indirect Cost			1		\$55,270.00
	Total Admin Cost per GL			1		\$93,804.00
	HOME BASE					
	TOTALS		\$1,161,304.75			\$441,298.55



Region 14 ESC:

- Includes 42 school districts and 2 charter schools
 - Covers 12,155 square miles and 13 counties
 - Provides service to over 42,144 students on 165 campuses.

Region 14 ESC Head Start:

Serves 11 School Districts Total Funded Enrollment



Albany ISD	16
Anson ISD	16
Breckenridge ISD	40
Colorado City ISD	37
Hamlin ISD	16
Haskell ISD	16
Merkel ISD – Tye Campus	16
Moran	7
Rotan ISD	17
Stamford ISD	28
Sweetwater ISD (HS/EHS)	94/40
Sweetwater ISD EHS Expansion	16
Home-Base Sites	12
Haskell	
Rochester	
Rule	
Stamford	

The Head Start Home-Base program provides services in the home for one and one-half hours weekly with the assistance of the parent. Two times a month children and parents are brought together for socialization opportunities.



Head Start Staff Includes:

Head Start Teachers	17
Early Head Start Staff	12
Early Head Start Expansion	16
Para-professionals	20
ESC Consultants	19

Governance & Accountability

Governance – *This grantee is a public entity*

Each education service center is governed by a seven-member lay board. Members of the Boards of Directors are elected by members of local district board of trustees located in each region.

These boards develop policies regarding center management and operation, programs and services to be offered, and financial support. Also, boards are empowered to employ and dismiss an executive director subject to the approval of the commissioner. The commissioner has broad responsibility and authority concerning the number and location of centers, regional boundaries, and the allocation of state and federal funds among centers.

Accountability

In addition to evaluations performed by Regional Boards and Center clients, each ESC is evaluated annually by the commissioner. This evaluation includes:

1. an audit of the Center's finances.
2. a review of the Center's performance on standards and indicators established by the Texas Legislature and the Commissioner,
3. a review of client satisfaction regarding services provided, and
4. other factors deemed appropriate by the Commissioner.

ESCs found to be deficient based on these accountability measures are subject to sanctions by the Commissioner.

Head Start Policy Council

All parent/guardian members on the Head Start Policy Council must be duly elected by the local Head Start Parent Groups from the Center-based or Home-based options, and must have a child currently enrolled in the ESC 14 Head Start program. Each Parent Group shall elect one delegate and one alternate to the Policy Council. Parent membership will be for one year (maximum 3 yrs.) or until the following year Policy Council.

Results of Federal Review

All Head Start programs undergo an on-site review every three years to see how well the program is complying with the Federal Head Start Performance Standards and other regulations.

Region 14 Education Service Center Head Start last on-site review was December 6-11, 2009 by the Administration for Children and Families.

Based on the information gathered it was established that Head Start and Early Head Start Programs were in compliance.

Head Start Curriculum

Creative Curriculum for Preschool

Creative Curriculum for Preschool is used in the Head Start classrooms of Region 14 ESC. This program allows for an ongoing assessment and the ability to analyze the results with the cc.net component. Children are assessed on a total of fifty objectives in the four main goal areas of social/emotional, physical, cognitive, and language development.

Teachers can generate reports on individual children as well as class profiles. Creative Curriculum has been aligned with the Texas pre-school guidelines and meshes well with the state adopted curriculum chosen by an ISD.

2010-2011 Children Served

Enrollment

Enrollment is reported on a monthly basis to the Office of Head Start. The program maintains **100%** enrollment throughout the year.

Region 14 ESC Head Start is funded to serve 356 children, Head Start partnerships with the Independent School Districts – any additional children are funded through the school district.

Site	2010-2011 Enrollment	2010-2011 # of Classes
Albany	16	1
Anson	16	1
Breckenridge	40	2
Colorado City	37	2
Hamlin	16	1
Haskell	19	1
Home Base	12	1
Moran	6	1
Rotan	17	1
Stamford	26	1
Sweetwater HS	91	5
Sweetwater EHS	40	5
Sweetwater EHS/Expansion	16	2
Tye/Merkel	16	1



Demographics

	Total Number by Ethnicity	Hispanic or Latino Origin	Non-Hispanic/Non-Latino
Early Head Start	66	51	15
Head Start	346	184	162

Source: PROMIS

	Black	White	Native American	Pacific Islander	Asian	Other	Unspecified	Multi
Early Head Start	9	55	0	0	0	0	0	2
Head Start	41	301	0	0	2	2	0	0

Source: PROMIS

Languages Spoken by Children

	Total	English	Spanish	East Asian	European/Slavic	Other
Early Head Start	66	65	1	0	0	0
Head Start	346	316	30	0	0	0

Source: PROMIS

Gender of Students

	Male	Female
Early Head Start	40	26
Head Start	169	177

Source: PROMIS

Early Head Start

Total	Percentage	Developmental Delay	Atypical Development	Cognitive & Communication Delay
14	23%	11	2	1

Source: IFSP

Head Start Disabilities

Total Enrolled	Total with Disabilities	Percentage Served with Disabilities	Cerebral Palsy	NCEC	Autism	Orthopedic Impairment	Speech Language	Visual/ Blindness	Other Health Impaired
346	34	10%	0	1	0	0	32	0	1

Source: IEP

Early Head Start Disabilities

Total Enrolled	Total with Disabilities	Percentage Served with Disabilities	Developmental Delay	Atypical Development
66	14	21%	11	2

Source: IFSP

Family Structure

Parental Status

	Number of Families	One Parent	Two Parents
Early Head Start	58	35	23
Head Start	322	182	140

Source: PROMIS

Employment

	Two Parent Households Two Parents Employed	Two Parent Households One Parent Employed	Two Parent Households Two Parents Unemployed	One Parent Household One Parent Employed	One Parent Household One Parent Unemployed
Early Head Start	12	9	2	27	8
Head Start	44	83	13	136	46

Source: PROMIS

Education Level of Parents

	<HS Graduate	HS Graduate/ GED	Some College/ Associates	Bachelors' Degree or Higher	Number in Job Training or School
Early Head Start	15	23	18	2	25
Head Start	75	118	124	5	50

Source: PROMIS

Student Receiving Medical & Dental Services

	Medical	Percentage	Dental	Percentage
Early Head Start	61	92%	50	78%
Head Start	316	91%	329	95%

Source: PROMIS

Public Assistance

	TANF/ Former TANF	SSI	WIC
Early Head Start	2	4	45
Head Start	9	12	187

Source: PROMIS

Children having Primary Health Coverage

	CHIP	Medicaid	Private	Other	None
Early Head Start	3	60	2	1	0
Head Start	11	294	13	2	26

Source: PROMIS

Family Services during 2010-2011

Services	Early Head Start	Head Start
Emergency/Crisis Intervention	1	10
Housing Assistance (subsidies, utilities, repairs)	1	18
Transportation Assistance	N/A	N/A
Mental Health Services	1	17
English as a Second Language Training	1	17
Adult Education (GED, college selection)	3	41
Job Training	2	16
Substance Abuse Prevention/Treatment	N/A	2
Child Abuse/Neglect Services	N/A	12
Domestic Violence Services	N/A	1
Child Support Assistance	N/A	N/A
Health Education (including prenatal)	5	38
Assistance to Families of Incarcerated Individuals	2	4
Parenting Education	34	170
Marriage Education Services	N/A	N/A
Fatherhood	N/A	N/A
Number of Parent Meetings at HS Sites	N/A	N/A
Total Number of Families Receiving Services	46	230
Number of Homeless Families Served	2	22
Percentage of Families that we provided services for	79%	71%

Source: PROMIS

Head Start Teaching Staff

Demographics

	Total Teaching Staff by Race	Black	White	Native American	Pacific Islander	Asian	Other	Unspecified	Multi
Early Head Start	18	1	16	0	0	1	0	0	0
Head Start	41	1	37	0	0	0	3	0	0

Source: PROMIS

	Total Teaching Staff by Ethnicity	Hispanic or Latino Origin	Non-Hispanic/Non- Latino
Early Head Start	18	10	8
Head Start	41	17	24

Source: PROMIS

Languages Spoken by Teaching Staff

	Total	English	Spanish
Early Head Start	18	18	6
Head Start	41	41	16

Source: PROMIS

Minimum Education of Head Start Teachers/Paraprofessionals

	Number of Head Start Teachers/Paraprofessionals	Bachelor Degree	Masters Degree
Early Head Start	18	3	0
Head Start	18	17	1

Source: PROMIS

Number of Staff that were Former/Current Head Start Parents

	Head Start Staff
Early Head Start	8
Head Start	23

Source: PROMIS

Volunteer Information

	Total Number of Volunteers	Volunteers who are Former/ Current Parents
Early Head Start	73	62
Head Start	253	184

Source: PROMIS

Parent Involvement Opportunities

Activity	Details
Opportunity to develop partnership agreement and family goals	Offered to all enrolled families
Health Advisory Committee	Parent representatives attend meetings twice a year that include community agencies
Policy Council Meetings	Parent representatives from each site attend monthly Policy Council meetings
Self-Assessment	Parents participate in program Self-Assessment activities, including completing site health and safety checklist and parent satisfaction survey
Volunteer Opportunities	Parents are invited and trained to be volunteers in the program services.
Male Involvement	Father Hood – Sites offer male involvement activities
Socializations for Home Base Program	Each month parents have an opportunity to participate in socialization activities
Language Facilitator	Language Facilitator positions are available to parents, giving them an opportunity to work in the classroom up to 16 hours per month. These parents will be trained by ESC Head Start Staff
Parent Trainings	<p>Parents are offered training opportunities based on parent request and federal performance standards topics, such as:</p> <ul style="list-style-type: none"> • Pedestrian Safety • Emergency Preparedness/Fire Safety • Nutrition – food prep, meal planning • Mental Health: child and family • Parenting Skills • Child Development • Child Abuse/Neglect • Behavior Management • Financial Literacy • Parent Building Blocks
Home Visit/Conferences	Staff conducts two educational home visits and two parent/teacher conferences each program year to discuss child’s developmental progress and set new learning goals.

School Readiness / Child Outcome

SPRING ANALYSIS 2010-11 SCHOOL YEAR Teaching Strategies Gold Assessment-Class Observations Teacher and Classroom Aides Surveys

Demographic Information for Children Included in the Spring 2011 Gold Assessment Report:

Ages:

Birth to 1 Year = 2 Children
1 to 2 Years = 18 Children
2 to 3 Years = 22 Children
Pre-K 3 Year Olds = 142 Children
Pre-K 4 Year Olds = 179 Children

Ethnicity:

Spanish/Hispanic/Latino = 160 Children
White = 119 Children
Black or African American = 23 Children
Black or African American & Spanish/Hispanic/Latino = 12 Children
White & Black or African American = 9 Children
White & Spanish/Hispanic/Latino = 25
Unknown=15

Spanish-Speaking Children = 20

Children with Disabilities:

IEP = 32 Children
IFSP = 14 Children

The Teaching Strategies GOLD Assessment enables users to compare information about the knowledge, skills, and behaviors of an individual child, individual classes, or groups of children with *widely held expectations* that measures the knowledge, skills, and behaviors that are most predictive of school success. The *widely held expectations* group children into three categories:

Below: The numerical rating assigned to the child for a given objective or dimension is lower than those of children within a *widely held expectation*.

Meets: The numerical rating assigned to the child for a given objective or dimension

meets those of children within a *widely held expectation*.

Exceeds: The numerical rating assigned to the child for a given objective or dimension

is higher than those within a *widely held expectation*.

Analysis of GOLD Data

Progress on Widely Held Expectations:

AREA	Total Growth Fall to Spring	Exceed	Meet	Below
Social/Emotional	15.8%	171	169	22
Physical-Gross Motor	4.7%	97	243	22
Physical-Fine Motor	3.4%	135	215	12
Language	12.7%	141	189	31
Cognitive	16.4%	144	193	25
Literacy	18.9%	73	235	36
Mathematics	10.3%	77	218	63

Areas of strength for Pre-K children include:

- Responds to emotional cues
- Interacts with peers
- Makes friends
- Balances needs and rights of self and others
- Uses writing and drawing tools
- Uses social rules of language
- Identifies and names letters
- Demonstrates gross motor skills
- Persists
- Uses conventional grammar
- Follows limits and expectations

Areas of Concern for Children Going to Kindergarten

- Quantifies
- Connects numerals with quantities
- Compares and measures
- Knowledge of patterns
- Understands spatial relationships
- Responds to emotional cues
- Persists

Areas to be addressed for Pre-K children of all demographic groups include:

- Notices and discriminates rhymes
- Counts
- Quantifies
- Connects numerals with their quantities
- Understands shapes
- Compares and measures

Additional area to be addressed for Pre-K children in the **White** demographic group includes:

- Speaks clearly
- Uses an expanding expressive vocabulary
- Understands spatial relationships

Additional areas to be addressed for Pre-K children in the **Black or African American** demographic group include:

- Makes friends
- Engages in conversation
- Engages in socio-dramatic play
- Understands spatial relationships

No additional areas need to be addressed for Pre-K children in the Spanish/Latino/Hispanic; White and Black or African American; or in the White and Spanish/Latino/Hispanic demographic group. In addition to progressing on all dimensions, the Spanish-speaking demographic group also demonstrated growth on the dimensions that prove English acquisition.

Additional area to be addressed with Pre-K 3-Year-Old Group:

- Forms relationships with adults

Areas to be addressed for children with an IEP

- Manages feelings
- Forms relationships
- Demonstrates gross motor manipulative skills
- Speaks clearly
- Tells about another place and time
- Engages in conversation
- Persists
- Shows curiosity and motivation
- Writes to convey meaning
- Counts
- Quantifies
- Connects numbers with their quantities
- Understands shapes
- Compares and measures



Analysis of Early Head Start

- It is difficult to analyze the Early Head Start Group to *widely held expectations*, because the groups are very small. However the largest group, the 2 to 3-year-olds, had the greatest number of children that were placed below the *widely held expectations* over a variety of dimensions.

Class Observations

Three classroom observations are completed on each Pre-K classroom. The first observation enables the assessment of the classroom environment and best practices. The second observation tool, the CLASS instrument, enables the assessment of teacher-child interactions. The third observation evaluates how much classroom effort is being used to support *Conscious Discipline*.

Three observations that focus on best practices and teacher child interactions are completed in each Early Head Start Classroom

Classroom Staff Surveys

Teacher and aide surveys are distributed each year to establish what needs to be changed and improved, what were the strengths of the program, and to give staff the opportunity to request training. The number one concern is how to reduce paperwork in Head Start and Early Head Start.

Follow-up Plans:

- Train Early Head Start and Head Start teachers on how to understand the meaning of each dimension in the GOLD assessment. Particular emphasis will be placed on those dimensions where children scored lower. A greater understanding of the dimension will give more rater reliability.
- TA will be given to Early Head Start staff as needed to address individual children's needs.
- An emphasis will be placed on mathematics using the Nita Copely's *Introduction to Pre- K Mathematics* math training.
- Class observations and TA will ensure that children that are three-year-old Pre-K age will have the opportunity to use materials, and experience best practices that are appropriate for their age group.
- Teachers will be given summer work to review *Conscious Discipline* and using the *Conscious Discipline Competency Checklist*, write what went well and establish goals to improve classroom management for the next school year.
- Individual class snapshots will be provided for each teacher to help with the understanding of their classroom's progress.
- A work group of teachers will be given the opportunity to work this summer on how to reduce paperwork.

- A work group of teachers will be given the opportunity to write what dimensions look like for Region 14 ESC Head Start in areas that were not written by *Teaching Strategies GOLD*.
- A new portfolio system will be prepared that will streamline paperwork and make the anecdotal information more useful for assessment purposes.
- Teachers will be encouraged to use Language Facilitators to assist with language development in classrooms.
- Young children's first diagnosis for an IEP is usually speech impaired. Some of the individual ratings reveal that further screening may be necessary to establish IEP's that go beyond speech services.
- The information will be given to the ESC Board and Policy Council, other Region 14 ESC Head Start consultants, and the classroom staff.
- *Conscious Discipline* workshops will be provided for the classroom staff.
- One Head Start staff will attend the Becky Bailey, *Love and Guidance*, training during the summer to promote *Conscious Discipline* in Early Head Start.
- To enhance *Conscious Discipline*, a pilot program will be initiated to assist teachers, parents, and children to give more strategies for children with difficult behaviors. The program is a pyramid model that includes: effective workforce, nurturing and responsive relationships, targeted social emotional supports, and intensive intervention.



Region 14 Education Service Center

Head Start & Early Head Start

Proudly

“Giving Children a
Head Start on Life”

Region 14 ESC
1850 Highway 351
Abilene, TX
325-675-8600

